

DINAMO

Multi-Asset

Actinver | Asset Management

FUND'S DESCRIPTION

March, 2024



Active Managed Fund which invests in a global multi-sector dynamic portfolio, including debt and equity. To execute this strategy the fund is co-advised by J.P. Morgan Asset Management.

WHY INVEST IN OUR FUND?



1. Multi-Asset Global Fund co-advice by J.P. Morgan Asset Management.
2. The Fund invests on Global Debt and Equity through ETF's listed in the Mexican Stock Exchange.
3. The Fund allows for a diversification across different foreign asset classes.


Discretionary

KEY INFORMATION

Share Class	B	(1,917.1 mp)
ID Price Vendor	52_DINAMO_B	
ISIN	MX52DI0M0013	
Term	Long-Term	
Rating	N/A	
Investor	Individual, Legal Entity, Non-Taxable	
Buy	Every business day	
Sell	Daily	
Settlement Date	48 hrs.	
AUM's (mp)	2,118.51	

ACTINVER FUNDS

MULTI-ASSET AND TARGET DATE FUND

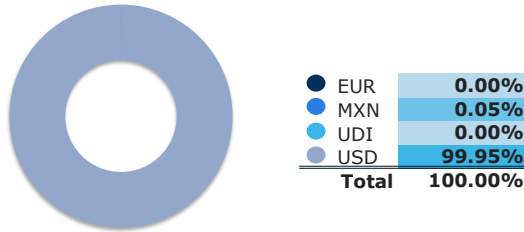


TOP 10 HOLDINGS¹


ID Price Vendor	Issuer	Asset Class	Weight
1ISP_BBUS_*	JPMorgan BetaBuilder...	Equity: Global	48.90%
1ISP_VAGU_N	Vanguard Global Aggr...	Debt: Corporate	17.49%
1ISP_BBEU_*	JPMorgan BetaBuilder...	Equity: Global	11.12%
1ISP_JPEM_*	JPMorgan Diversified...	Equity: Global	6.85%
1ISP_JGHY_N	JPMorgan Global High...	Equity: Global	5.93%
1ISP_BBJP_*	JPMorgan BetaBuilder...	Equity: Global	5.11%
1ISP_BBAX_*	JPMorgan BetaBuilder...	Equity: Global	1.96%
1ISP_EMGA_N	iShares JP Morgan EM...	Equity: Global	1.95%
1ISP_BIL_*	SPDR Bloomberg 1-3 M...	Debt: Government	0.18%

Total 99.49%

CURRENCY BREAKDOWN¹

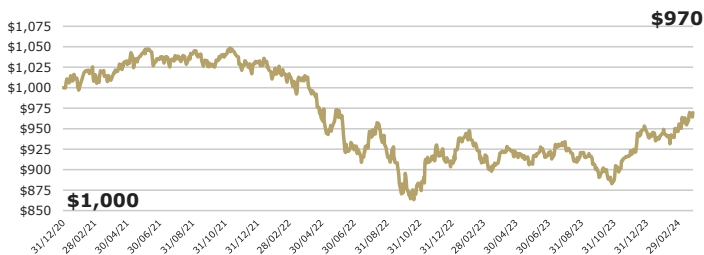


ASSET CLASS BREAKDOWN¹

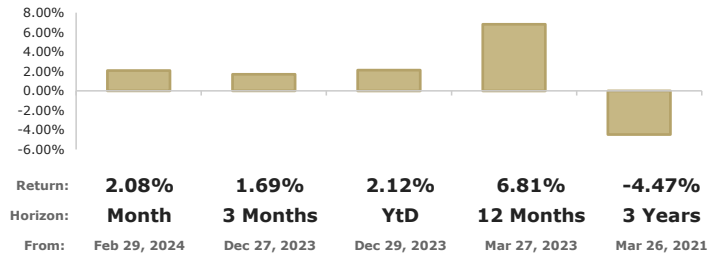


¹Others includes equity, fx, clearing thresholds and/or derivatives mark to market.
¹Liquid Assets includes 1-day government repo and/or deposit accounts in MXN, USD and/or EUR.

GROWTH OF HYPOTHETICAL \$1,000.00 USD²



CURRENT RETURNS AS OF MAR 27, 2024; IN USD, ABSOLUTE³



CALENDAR RETURNS; IN USD, ABSOLUTE³

Share Class B	Jan	Feb	Mar	Apr	May	Jun	Jul	Aug	Sep	Oct	Nov	Dec	YEAR
2024	-0.54%	0.60%	2.08%										2.12%
2023	3.71%	-3.47%	1.22%	0.24%	-1.71%	1.59%	1.42%	-1.50%	-2.10%	-1.54%	3.44%	3.48%	4.55%
2022	-1.23%	-0.23%	-0.66%	-4.60%	0.43%	-4.49%	2.41%	-2.91%	-5.16%	0.92%	5.13%	-1.82%	-12.01%
2021	-0.30%	1.10%	0.21%	1.79%	1.33%	-0.64%	-0.04%	0.60%	-1.48%	1.14%	-1.33%	0.82%	3.20%

Actinver | Asset Management

Acostúmbrete a ganar más@
For more information, please visit:
<https://www.actinver.com/fondos>
<https://www.actinver.com/dinamo>

Call Center (CAT) +52 55-1103-6699

- Where to buy:
- Online Banking (e-Actinver)
 - Online Broker (Bursanet)
 - Actinver Brokerage Firm/Bank

Before investing please:
Consider the investment objectives, risks, charges and expenses of the fund or annuity and its investment options. Contact Actinver for a free prospectus and, if available, summary prospectus containing this information. Read it carefully.

1. All data based on holdings as of Mar 27, 2024.
2. The chart reflects a hypothetical \$1,000 Mar 27, 2024.
3. Equity Funds' absolute returns in USD (management and local taxes deducted according to the share class) as of Mar 27, 2024.
Investment return and principal value of an investment will fluctuate so that an investor's shares, when sold or redeemed, may be worth more or less than the original cost. Past performance and does not guarantee future results. Performance could be positive or negative.
The Funds are regulated by Comisión Nacional Bancaria y de Valores (CNBV), local regulator for investment funds.