

IMPULSA

Multi-Asset

Actinver | Asset Management

FUND'S DESCRIPTION

March, 2024



Multi-Asset Fund which invests in a diversified mix of debt and equity funds within local and foreign markets.


WHY INVEST IN OUR FUND?



1. Multi-Asset Fund with target volatility within a range of 1% to 3%.
2. The Fund includes a life and property insurance policy.
3. The Fund's investment objective seeks capital appreciation in the long-term, whilst simultaneously offers a personal and property protection.

ACTINVER FUNDS

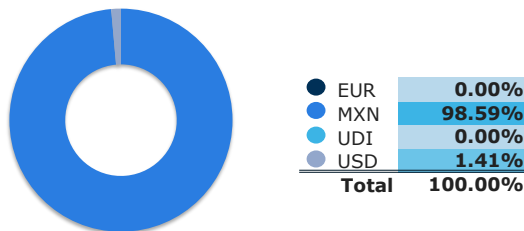
MULTI-ASSET AND TARGET DATE FUND




TOP 10 HOLDINGS¹

| ID Price Vendor | Issuer | Asset Class | Weight |
|-----------------|-------------------------|---------------------|---------------|
| 51_ORION_FF | Actinver - Actiplazo... | Debt: Multi-asset | 29.74% |
| 51_ACTIMED_FF | Actinver - Actimed S... | Debt: Multi-asset | 22.67% |
| 51_ALTERN_FF | Fondo ALTERN SA de C... | Debt: Multi-asset | 18.70% |
| 52_ACTINTK_FF | Fondo Tecnico Actinv... | Equity: Local | 9.20% |
| 51_ACTICOB_FF | Actinver - Acticober... | Debt: Multi-asset | 7.60% |
| 52_ACTIED_FF2 | Fondo Inmobiliario A... | Equity: REIT'S | 3.75% |
| 95_PEMEX_13-2 | PETROLEOS MEXICANOS | Debt: Corporate | 1.91% |
| 52_ACTICRE_FF | Actinver - Acticrece... | Equity: Multi-asset | 0.98% |
| 1_ACTINVR_B | Corp Actinver SAB de... | Equity: Local | 0.86% |
| 1ISP_FDL * | First Trust Exchange... | Equity: Global | 0.74% |
| Total | | | 96.14% |

CURRENCY BREAKDOWN¹



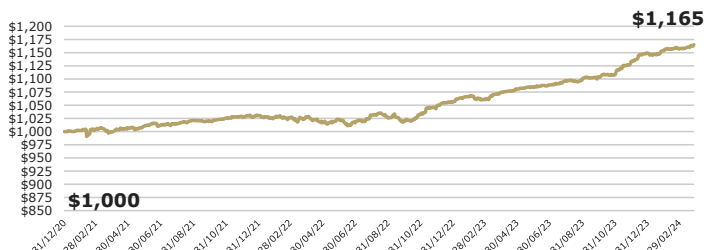
ASSET CLASS BREAKDOWN¹



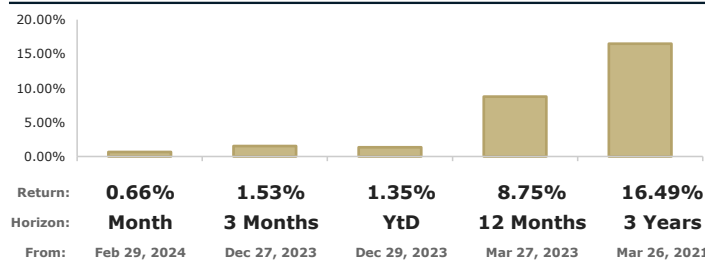
¹ "Others" includes equity, fx, clearing thresholds and/or derivatives mark to market.

¹ "Liquid Assets" includes 1-day government repo and/or deposit accounts in MXN, USD and/or EUR.

GROWTH OF HYPOTHETICAL \$1,000.00 MXN²



CURRENT RETURNS AS OF MAR 27, 2024; IN MXN, ABSOLUTE³



CALENDAR RETURNS; IN MXN, ABSOLUTE³

| Share Class B | Jan | Feb | Mar | Apr | May | Jun | Jul | Aug | Sep | Oct | Nov | Dec | YEAR |
|---------------|--------|--------|--------|--------|-------|--------|-------|--------|--------|-------|-------|-------|-------|
| 2024 | 0.37% | 0.31% | 0.66% | | | | | | | | | | 1.35% |
| 2023 | 1.02% | -0.59% | 1.31% | 0.59% | 0.26% | 0.44% | 0.78% | 0.31% | 0.23% | 0.45% | 2.25% | 1.47% | 8.84% |
| 2022 | -0.29% | -0.10% | 0.13% | -1.13% | 0.61% | -0.58% | 1.45% | -0.57% | -0.69% | 1.35% | 1.51% | 0.78% | 2.46% |
| 2021 | 0.18% | 0.09% | -0.35% | 0.76% | 0.44% | 0.15% | 0.21% | 0.66% | -0.15% | 0.54% | 0.28% | 0.23% | 3.09% |

Actinver | Asset Management

Acostúmbrete a ganar más@
For more information, please visit:
<https://www.actinver.com/fondos>
<https://www.actinver.com/impulsa>

Call Center (CAT) +52 55-1103-6699

- Where to buy:
- Online Banking (e-Actinver)
 - Online Broker (Bursanet)
 - Actinver Brokerage Firm/Bank

Before investing please:
Consider the investment objectives, risks, charges and expenses of the fund or annuity and its investment options. Contact Actinver for a free prospectus and, if available, summary prospectus containing this information. Read it carefully.

1. All data based on holdings as of Mar 27, 2024.

2. The chart reflects a hypothetical \$1,000 Mar 27, 2024.

3. Equity Funds' absolute returns in MXN (management and local taxes deducted according to the share class) as of Mar 27, 2024.

Investment return and principal value of an investment will fluctuate so that an investor's shares, when sold or redeemed, may be worth more or less than the original cost.

Past performance and does not guarantee future results. Performance could be positive or negative.

The Funds are regulated by Comisión Nacional Bancaria y de Valores (CNBV), local regulator for investment funds.