

# TEMATIK

Global Equity

Actinver

Asset Management

## FUND'S DESCRIPTION

March, 2024



Global Equity Fund with an investment scope on companies with an ESG (Environmental, Social and Governance) standard, as well as long-term thematic global trends in activities such as: Automation, Cibersecurity, Cloud Computing, etc.

## WHY INVEST IN OUR FUND?



1. Global Equity Fund with an active management strategy.
2. The Fund's focus is on ETFs based on two principles: sustainability and thematic growth, across different disruptive thematic global trends.
3. These thematic investment strategies have gained traction by providing solutions to future global challenges.

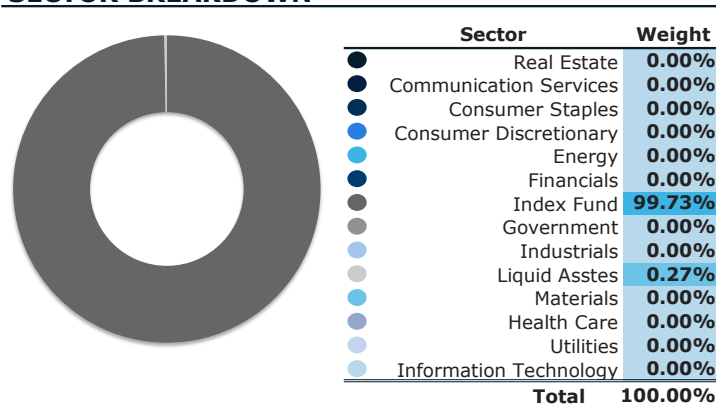
## ACTINVER FUNDS



## TOP 10 HOLDINGS<sup>1</sup>

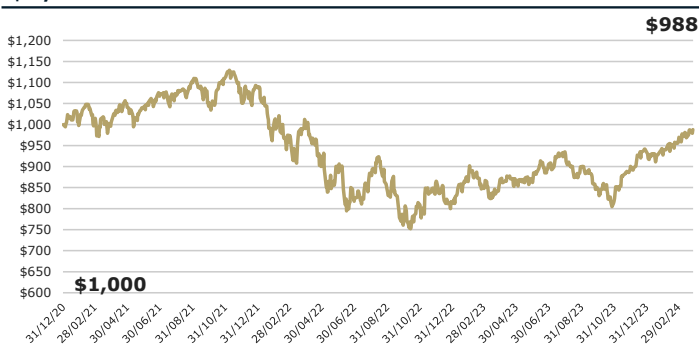
| ID Price Vendor | Issuer                     | Sector | Weight        |
|-----------------|----------------------------|--------|---------------|
| 1ISP_KRMA_*     | Global X Conscious Comp... | Funds  | 36.26%        |
| 1ISP_SPY_*      | SPDR S&P 500 ETF Trust     | Funds  | 24.36%        |
| 1ISP_ESGD_*     | iShares Trust iShares E... | Funds  | 12.51%        |
| 1ISP_SDG_*      | iShares Trust iShares M... | Funds  | 7.27%         |
| 1ISP_CGW_*      | Invesco S&P Global Wate... | Funds  | 4.08%         |
| 1ISP_ESGE_*     | iShares Inc iShares ESG... | Funds  | 4.06%         |
| 1ISP_BOTZ_*     | Global X Robotics & Art... | Funds  | 3.58%         |
| 1ISP_BUG_*      | Global X Cybersecurity ... | Funds  | 3.32%         |
| 1ISP_CTEC_*     | Global X CleanTech ETF     | Funds  | 2.36%         |
| 1ISP_RNRG_*     | Global X Funds Global X... | Funds  | 1.94%         |
| <b>Total</b>    |                            |        | <b>99.73%</b> |

## SECTOR BREAKDOWN<sup>1</sup>

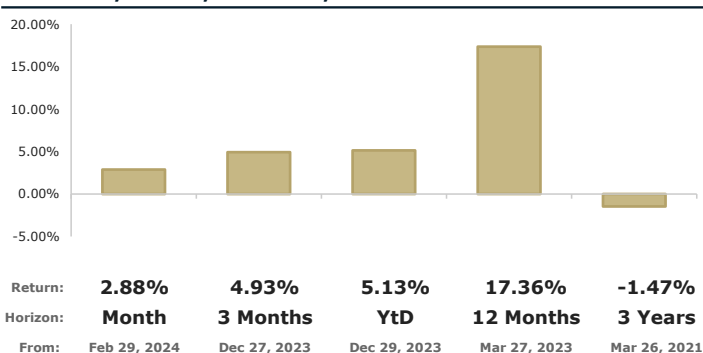


<sup>1</sup>"Liquid Assets" includes 1-day government repo and/or deposit accounts in MXN, USD and/or EUR.

## GROWTH OF HYPOTHETICAL \$1,000.00 USD<sup>2</sup>



## CURRENT RETURNS AS OF MAR 27, 2024; IN USD, ABSOLUTE<sup>3</sup>



## CALENDAR RETURNS; IN USD, ABSOLUTE<sup>3</sup>

| Share Class B | Jan    | Feb    | Mar   | Apr    | May    | Jun    | Jul   | Aug    | Sep     | Oct    | Nov    | Dec    | YEAR    |
|---------------|--------|--------|-------|--------|--------|--------|-------|--------|---------|--------|--------|--------|---------|
| 2024          | -1.30% | 3.53%  | 2.88% |        |        |        |       |        |         |        |        |        | 5.13%   |
| 2023          | 7.69%  | -3.10% | 2.50% | 0.18%  | -1.07% | 5.05%  | 3.24% | -3.91% | -5.33%  | -3.89% | 8.99%  | 5.49%  | 15.56%  |
| 2022          | -7.54% | -3.11% | 1.70% | -9.15% | -0.61% | -8.61% | 8.13% | -4.29% | -10.10% | 6.45%  | 6.25%  | -5.49% | -25.21% |
| 2021          | -0.24% | -0.07% | 0.88% | 3.52%  | -0.12% | 2.64%  | 0.04% | 2.99%  | -5.08%  | 6.17%  | -3.77% | 1.98%  | 8.74%   |

Actinver

Asset Management

Acostúmbrete a ganar más@  
For more information, please visit:  
<https://www.actinver.com/fondos>  
<https://www.actinver.com/tematik>

Call Center (CAT) +52 55-1103-6699

- Where to buy:
- Online Banking (e-Actinver)
  - Online Broker (Bursanet)
  - Actinver Brokerage Firm/Bank

Before investing please:  
Consider the investment objectives, risks, charges and expenses of the fund or annuity and its investment options. Contact Actinver for a free prospectus and, if available, summary prospectus containing this information. Read it carefully.

<sup>1</sup> All data based on holdings as of Mar 27, 2024.

<sup>2</sup> The chart reflects a hypothetical \$1,000 USD investment (management and local taxes deducted, assumes reinvestment of dividends, coupons and/or capital gains calculated) calculated as of Mar 27, 2024.

<sup>3</sup> Equity Funds' absolute returns in USD (management and local taxes deducted according to the share class) as of Mar 27, 2024.

Investment return and principal value of an investment will fluctuate so that an investor's shares, when sold or redeemed, may be worth more or less than the original cost.

Past performance and does not guarantee future results. Performance could be positive or negative.

The Funds are regulated by Comisión Nacional Bancaria y de Valores (CNBV), local regulator for investment funds.